



# MIDLAND MAIN LINE

## BARROW HILL ROUNDHOUSE EXTENSION



ROUTE GUIDE

*Just Trains*™



# ***More Train Simulator add-ons from Just Trains***



***Midland Main Line:  
Erewash Valley***



***Midland Main Line: Derby-  
Nottingham-Leicester Extension***



***Midland Main Line:  
Derwent Valley Line***



***Metropolitan Line***



***S7+1 Advanced -  
Underground Stock***



***S8 Advanced -  
Underground Stock***



***Class 222 Advanced  
2019***



***Chiltern Main Line:  
London-Birmingham***



## Route Guide

Route expansion for Just Trains' Midland Main Line: Sheffield-Derby route for Train Simulator

## CONTENTS

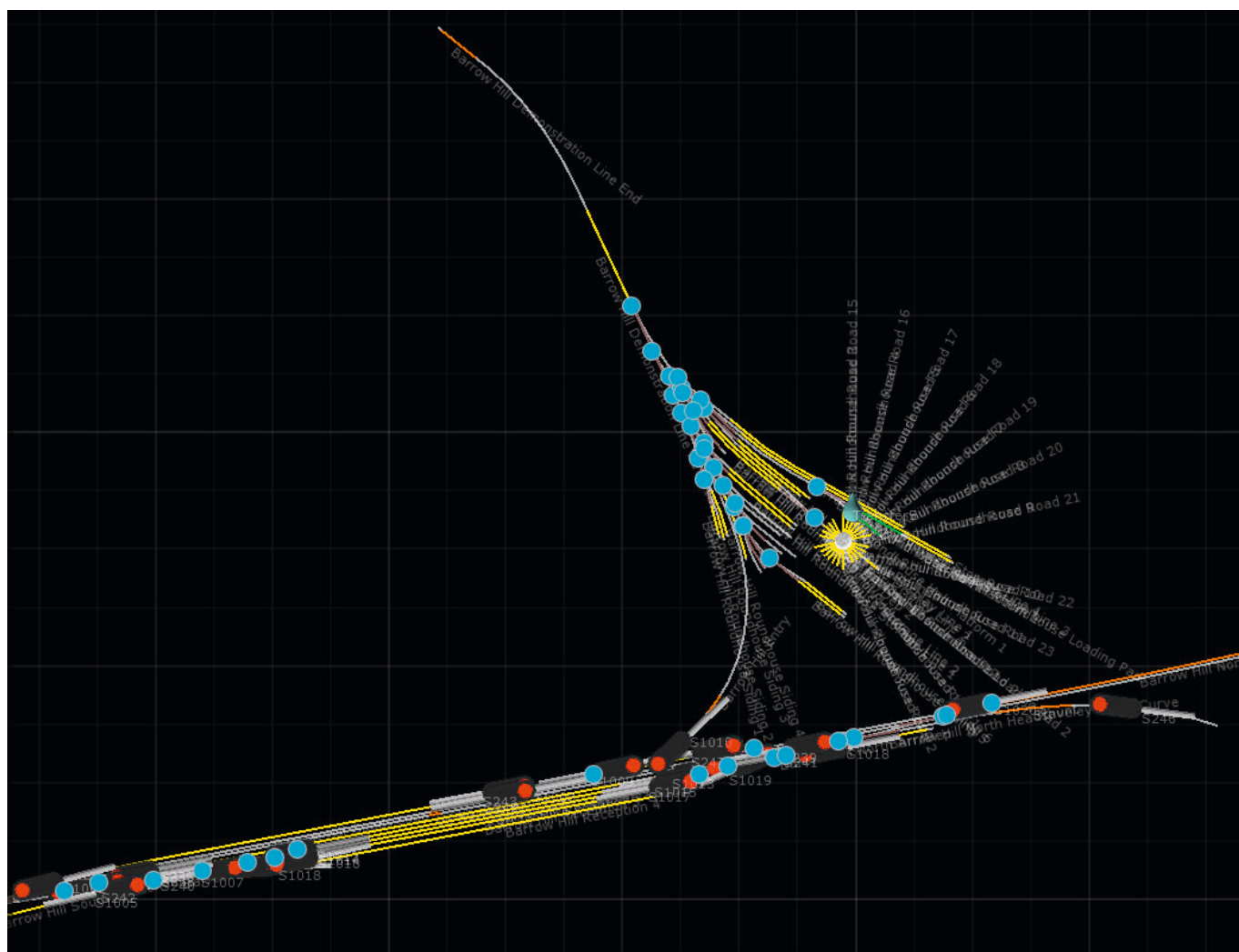
<b>INTRODUCTION .....</b>	<b>4</b>
Train Simulator requirements.....	5
Scenery quality and display settings.....	5
Run in 64-bit mode!.....	5
<b>INSTALLATION, UPDATES AND SUPPORT .....</b>	<b>6</b>
<b>STATION.....</b>	<b>7</b>
<b>FEATURES TO LOOK OUT FOR ON THE ROUTE.....</b>	<b>8</b>
<b>OPERATING THE TURNTABLE .....</b>	<b>18</b>
<b>SCENARIOS.....</b>	<b>19</b>
Standard scenarios requiring additional payware stock .....	20
Standard scenarios using default Train Simulator stock.....	24
Free Roam .....	24
<b>CREDITS .....</b>	<b>25</b>
<b>COPYRIGHT.....</b>	<b>25</b>

# INTRODUCTION

This route is an extension for Just Trains' Midland Main Line: Sheffield-Derby route which must be installed in Train Simulator for this route to display and operate correctly.

Located just north of Chesterfield, access to the Barrow Hill Roundhouse is via a junction off the line that comes off the Midland Main Line at Tapton Junction. Barrow Hill Roundhouse is unique in being the last surviving railway roundhouse in the United Kingdom that has an operational turntable. Built in 1870, it was threatened with demolition in 1991 when British Rail closed the site but was saved by a group of dedicated volunteers who have transformed it into a unique railway museum and events location. Barrow Hill Roundhouse includes the private Roundhouse Halt station at Barrow Hill.

Eight Standard scenarios that require additional payware add-ons are included and three Standard scenarios are provided which only require the European Loco and Asset Pack and the default stock included with Train Simulator. One Free Roam scenario is also included. See the [SCENARIOS](#) section for all the details.





## Train Simulator requirements

If you purchased Train Simulator after 20 September 2012 you will require the European Loco & Asset Pack (available to purchase via [Steam](#)) for this route to display correctly and for some scenarios to work.

Some of the scenarios supplied with this Barrow Hill Roundhouse Extension route require rolling stock that is not supplied with this software. Full details of the rolling stock required for each scenario are provided in the [SCENARIOS](#) section of this manual.

## Scenery quality and display settings

Various effects and techniques have been used in the modelling of this route to enhance its realism, including TSX technology for realistic night lighting effects.

We recommend running the route with 'Procedural Flora' turned off via Settings > Graphics > Advanced > Next and then Save.

Due to the high level of detail which has been modelled, it is best to run the route at the highest settings your PC can manage. Settings can all be accessed via the Settings > Graphics menu in Train Simulator. The route will still run at lower settings, of course, but some of the assets may not be displayed as intended.

## Run in 64-bit mode!

We strongly advise you to run Train Simulator in 64-bit mode to enhance its stability:

1. Run the Steam client and select 'Games' from the top menu.
2. Select 'Train Simulator' from the left-side menu and press the blue 'PLAY' button in the top centre of the window. The option to 'Play Train Simulator' or 'Play Train Simulator 64-bit Edition' will pop up.
3. Select the 64-bit option and press 'Play'.



# INSTALLATION, UPDATES AND SUPPORT

You can install this add-on as often as you like on the same computer system. To re-download the Midland Main Line: Barrow Hill Roundhouse Extension software:

1. Log in to your [account](#) on the Just Trains website.
2. Click on the 'Your Orders' button.
3. A list of your purchases will appear and you can then re-download the software you require.

## Uninstalling

To uninstall this product from your system, select the appropriate option for your version of Windows from the Control Panel:

- 'Add or Remove Programs' (Windows XP)
- 'Programs and Features' (Windows Vista or 7)
- 'Apps & features' (Windows 10 or later)

Choose the product you want to uninstall and then select the 'Uninstall' option; follow the on-screen instructions to uninstall the software.

*Uninstalling or deleting this software in any other way may cause problems when using this product in the future or with your Windows set-up.*

## Updates and Technical Support

For technical support (in English) please visit the [Support](#) pages on the Just Trains website.

As a Just Trains customer you can obtain free technical support for any Just Trains or Just Flight product.

If an update becomes available for this software, we will post details on the Support page and will also send a notification email about it to all buyers who are currently subscribed to our emails.

## Regular News

To get all the latest news about Just Trains products, special offers and projects in development, [sign up](#) for our regular emails.

We can assure you that none of your details will ever be sold or passed on to any third party and you can, of course, unsubscribe from this service at any time.

You can also keep up to date with Just Trains via [Facebook](#) and [Twitter](#).



# STATION

## Roundhouse Halt



This is used for visitors to and from the Roundhouse. It is not a public station.



# FEATURES TO LOOK OUT FOR ON THE ROUTE


## Tapton Junction



This junction is only accessible when driving north on the main line and you take it to go to the next junction which you take to go to Barrow Hill. Where the line splits you pass over the Chesterfield Canal.



## Old Whittington sewage treatment works



These are located to the left of the line.

## Barrow Hill reception sidings



These sidings were used more in the past but are still in service, albeit on a lesser scale these days.



## Staveley engine shed signal box



Originally there was no signal box at Barrow Hill. This box was relocated from Pinxton in August 2007. Staveley was the original name of Barrow Hill.

## Barrow Hill Roundhouse visitor centre



This is the visitor centre for Barrow Hill Roundhouse.




## Barrow Hill Roundhouse



This building houses the turntable.

## Roundhouse turntable



This is housed inside the Barrow Hill Roundhouse. The turntable is operational in Train Simulator.



## Sanding tower



This alien-looking structure straddles the track that allows access to the Roundhouse. It holds the sand that locomotives place on the rails to help reduce wheel slip.


## Water tower



This tank holds the water used to fill the tenders on steam locomotives.



## Observation walkway



This raised area previously had rails on it so coal wagons could move along it to allow steam engine coal tenders to be filled.

## Seating and observation area



This is the seating and observation area for visitors to Barrow Hill.



## Disused brickworks



These derelict brick works are just outside the Barrow Hill yard.

## Shooting range



This is the home of the local rifle and pistol club.



## End of the line



Literally the end of the line! The track up to this end point of the line is used to help move stock around the yard.

## Diesel sheds



These three sheds are dedicated to diesel locomotive work.



## Low-loader unloading area



This is where rail stock that has been transported to the site by road on low-loaders is taken off the road vehicle and loaded onto the Barrow Hill rails.

## Ticket office



This is the site ticket office.



## Visitor entrance



This is the entrance for visitors to Barrow Hill arriving by road and on foot.



# OPERATING THE TURNTABLE

For the turntable to operate you need to have a locomotive either stopped on the turntable or stopped adjacent to it. You can operate the turntable by key presses or by using your mouse.

## Keystrokes:

[G] = turn anti-clockwise

[Shift]+[G] = turn clockwise

## Mouse operation:

Hover your mouse over the turntable area until you see a lever icon appear where your mouse is pointing; left-click on it and the turntable will rotate (clockwise only).





# SCENARIOS

## Choosing a scenario

When you first start Train Simulator, select the 'Drive' option in the Main Menu, then choose the Standard scenarios.

Use the scroll bar on the right side to scroll down to 'Just Trains – Midland Main Line'.

You can now choose your scenario and click on the 'Go' button.

Eight Standard scenarios are included that require additional payware content.

Three Standard scenarios are included that only require default Train Simulator stock and the European Loco and Asset pack to run; these are prefixed with [Default].

One Free Roam scenario is included.

The add-on requirements for each scenario are listed in the description, but here's a list of all the add-ons required to operate those scenarios which require additional payware stock.

### Just Trains

[Class 222 Advanced 2019](#)

[Standard 4MT Advanced with Mk.1 coaches](#)

[Class 20 Advanced Collection](#)

[S8 Advanced – Underground Stock](#)

[Voyager Advanced 2019](#)

[Class 153 DMU Advanced](#)

[BR 7MT Advanced](#)

### Steam

[Doncaster Works Route Add-On](#)

[EWS & Freightliner Class 08s Loco Add-On](#)

[Freightliner Class 70 Loco Add-On](#)

[Intercity BR Class 89 'Badger' Loco Add-On](#)

[Freightliner Class 66 v2.0 Loco Add-On](#)

[EWS Class 66 v2.0 Loco Add-On](#)

[ScotRail Class 68 Loco Add-on](#)

[EWS ZCA Sea Urchins ex VDA Wagon Pack](#)

### Armstrong Powerhouse

[Mk1 Coach Pack Vol.1](#)

[Mk2 A-C Coach Pack](#)



[Class 66 Enhancement Pack](#)

[JPA Wagon Pack](#)

[Class 43 \(VP185\) / Mk3 Enhancement Pack](#)

[JNA-C Wagon Pack](#)

[Class 68 Enhancement Pack](#)

[Class 37 Locomotive Pack Vol.1](#)

[Mk2D-F Coach Pack](#)

[JXA/POA Wagon Pack](#)

[Class 156 Diesel Multiple Unit Pack](#)

[HST \(MTU\) Pack](#)

## Fastline Simulation

[PEC-01: 102T Class A Bogie Tank Wagon](#)

## TSRollingStock

[HTA Wagon Pack](#)

## Standard scenarios requiring additional payware stock

### [BH] 0V84 Doncaster Works Wabtec – Laira T&RSMD

Take control of a pair of GWR Power Cars between Barrow Hill North Junction and Derby. The pair are destined for Laira after modifications for the Castle Sets.

Difficulty: Easy | Duration: 30 minutes

#### Requirements:

Just Trains

- Class 222 Advanced 2019

Armstrong Powerhouse

- HST (MTU) Pack

TSRollingStock

- HTA Wagon Pack

### [BH] 76084 visits Barrow Hill

Standard 76084 has been loaned to Barrow Hill from the NYMR for the summer holidays. You will take the loco for two round evening trips during a special late-night running evening. Starting on the shed you will need to take the loco out and attach to the stock before performing the services required. Once finished you will need to take the loco back to the shed for the evening.

Difficulty: Easy | Duration: 30 minutes



**Requirements:**

## Just Trains

- Standard 4MT Advanced with Mk.1 Coaches
- Class 20 Advanced Collection

## Steam

- Doncaster Works Route Add-On

## Armstrong Powerhouse

- Mk1 Coach Pack Vol.1
- Mk2 A-C Coach Pack

**[BH] 7X10 Banbury – St Mary's Junction**

Take an S7 unit to Litchurch Lane during the upgrade works. You will join the train at Barrow Hill Sidings.

Difficulty: Medium | Duration: 45 minutes

**Requirements:**

## Just Trains

- Class 20 Advanced Collection
- S8 Advanced – Underground Stock
- Voyager Advanced 2019

## Steam

- Freightliner Class 66 v2.0 Loco Add-On
- EWS ZCA Sea Urchins ex VDA Wagon Pack

## Armstrong Powerhouse

- Class 66 Enhancement Pack
- JPA Wagon Pack
- Class 43 (VP185) / Mk3 Enhancement Pack
- JNA-C Wagon Pack

## Fastline Simulation

- PEC-01: 102T Class A Bogie Tank Wagon

**[BH] Cats and a Tractor**

Following the revival to the main line for 37403 you are tasked with transferring the locomotive to Barrow Hill.

Difficulty: Easy | Duration: 35 minutes

**Requirements:**

## Just Trains

- Class 153 DMU Advanced
- Class 222 Advanced 2019
- Voyager Advanced 2019
- Class 20 Advanced Collection



#### Steam

- ScotRail Class 68 Loco Add-on
- EWS Class 66 v2.0 Loco Add-On
- EWS & Freightliner Class 08s Loco Add-On

#### Armstrong Powerhouse

- Class 68 Enhancement Pack
- Class 37 Locomotive Pack Vol.1
- Mk2D-F Coach Pack
- JXA/POA Wagon Pack
- Class 66 Enhancement Pack

### [BH] Diesel Running Day

It's diesel day at Barrow Hill. You take control of an HNRC-liveried Class 20 for two round trips of the Demonstration Line before returning to the shed.

Difficulty: Medium | Duration: 35 minutes

#### Requirements:

##### Just Trains

- Class 20 Advanced Collection

#### Steam

- EWS & Freightliner Class 08s Loco Add-On

#### Armstrong Powerhouse

- Class 37 Locomotive Pack Vol.1
- Mk1 Coach Pack Vol.1

### [BH] Oliver's Turn

Take Oliver Cromwell on two round trip journeys of the Barrow Hill Demonstration Line. You start on shed before performing your duties. Once your work is finished you will take your loco back to the shed.

Difficulty: Easy | Duration: 30 minutes

#### Requirements:

##### Just Trains

- BR 7MT Advanced
- Class 20 Advanced Collection

#### Steam

- Doncaster Works Route Add-On

#### Armstrong Powerhouse

- Mk1 Coach Pack Vol.1
- Mk2 A-C Coach Pack



## [BH] Rail Ale at Barrow Hill Roundhouse – 125 Special

You find yourself at Derby waiting for your service to arrive on Platform 3. You will be taking over an EMT HST set working the Rail Ale Tour bound for Barrow Hill Roundhouse.

Difficulty: Easy | Duration: 50 minutes

### Requirements:

#### Just Trains

- Class 222 Advanced 2019
- Voyager Advanced 2019
- Class 20 Advanced Collection

#### Steam

- Freightliner Class 70 Loco Add-On
- Doncaster Works Route Add-On

#### Armstrong Powerhouse

- Class 43 (VP185) / Mk3 Enhancement Pack
- Class 37 Locomotive Pack Vol.1
- HST (MTU) Pack

## [BH] Roundhouse Shuttles

East Midlands Trains 156405 has been chosen to work some special shuttle runs between Chesterfield and Barrow Hill for Model Rail Live. You will work a round trip from Barrow Hill to Chesterfield and back.

Difficulty: Medium | Duration: 35 minutes

### Requirements:

#### Just Trains

- Class 20 Advanced Collection

#### Steam

- Freightliner Class 66 v2.0 Loco Add-On
- Intercity BR Class 89 'Badger' Loco Add-On
- EWS & Freightliner Class 08s Loco Add-On

#### Armstrong Powerhouse

- Class 156 Diesel Multiple Unit Pack
- Class 37 Locomotive Pack Vol.1

## Standard scenarios using default Train Simulator stock

No additional payware stock other than the European Loco & Asset Pack is needed for these scenarios to operate correctly.

### [Default] [BH] 0V84 Doncaster Works Wabtec – Laira T&RSMD

Take control of a pair of Power Cars between Barrow Hill North Junction and Derby. The pair are destined for Laira after modifications.

Difficulty: Easy | Duration: 30 minutes

### [Default] [BH] Diesel Running Day

Drive a Class 55 Deltic on two round trips of the Demonstration Line.

Difficulty: Easy | Duration: 35 minutes

### [Default] [BH] Steam Running Day

Drive a Black 5 along the Demonstration Line at Barrow Hill.

Difficulty: Easy | Duration: 35 minutes

## Free Roam

### Barrow Hill Free Roam

Pick a train and explore the Barrow Hill Visitor Centre.

Difficulty: Easy | Duration: Unlimited

## IMPORTANT – Filters

In the Standard and Free Roam 'Drive' menus there are various locomotive and route filter options along the top of the right side. We strongly recommend that these are all set to 'None' unless you are experienced in using them.

**If you set a filter and forget to remove it, there is a strong possibility that not all the available locomotives and/or routes will be displayed in the menu.**



# CREDITS

## Route developers

Mark Walker – track laying

Thomas Harrison – scenery

## Custom objects

Gü Studios – track models

Alexander Penfold, Nitin Singh, William Stead, Tom Williams

## Scenarios

Thomas Harrison

## Just Trains

Project Management	Alex Ford
Installer	Martin Wright
Artwork	Fink Creative
Manual	Alex Ford
Technical Support	Craig Haskell
Customer Service	Simon King

**Special thanks to Paul Taylor, Ben Yates and EMR driver Kerry Hewitt**

# COPYRIGHT

©2025 Just Trains. All rights reserved. Just Trains and the Just Trains logo are trademarks of JustFlight London Limited, St. George's House, George Street, Huntingdon, PE29 3GH, UK. All trademarks and brand names are trademarks or registered trademarks of the respective owners and their use herein does not imply any association or endorsement by any third party.

**Note:** One or more textures on some of the 3D models in this product have been created with images from Textures.com. These images may not be redistributed. Please visit [Textures.com](https://Textures.com) for more information.

# ***More Train Simulator add-ons from Just Trains***



***Western Mainlines***



***Voyager Advanced  
2019***




***Cornish Main Line***



***London-Aylesbury***



***South Devon Main Line***



***Paignton Extension***



***South Western Expressways***



***Western Mainlines:  
The Extension Collection***



